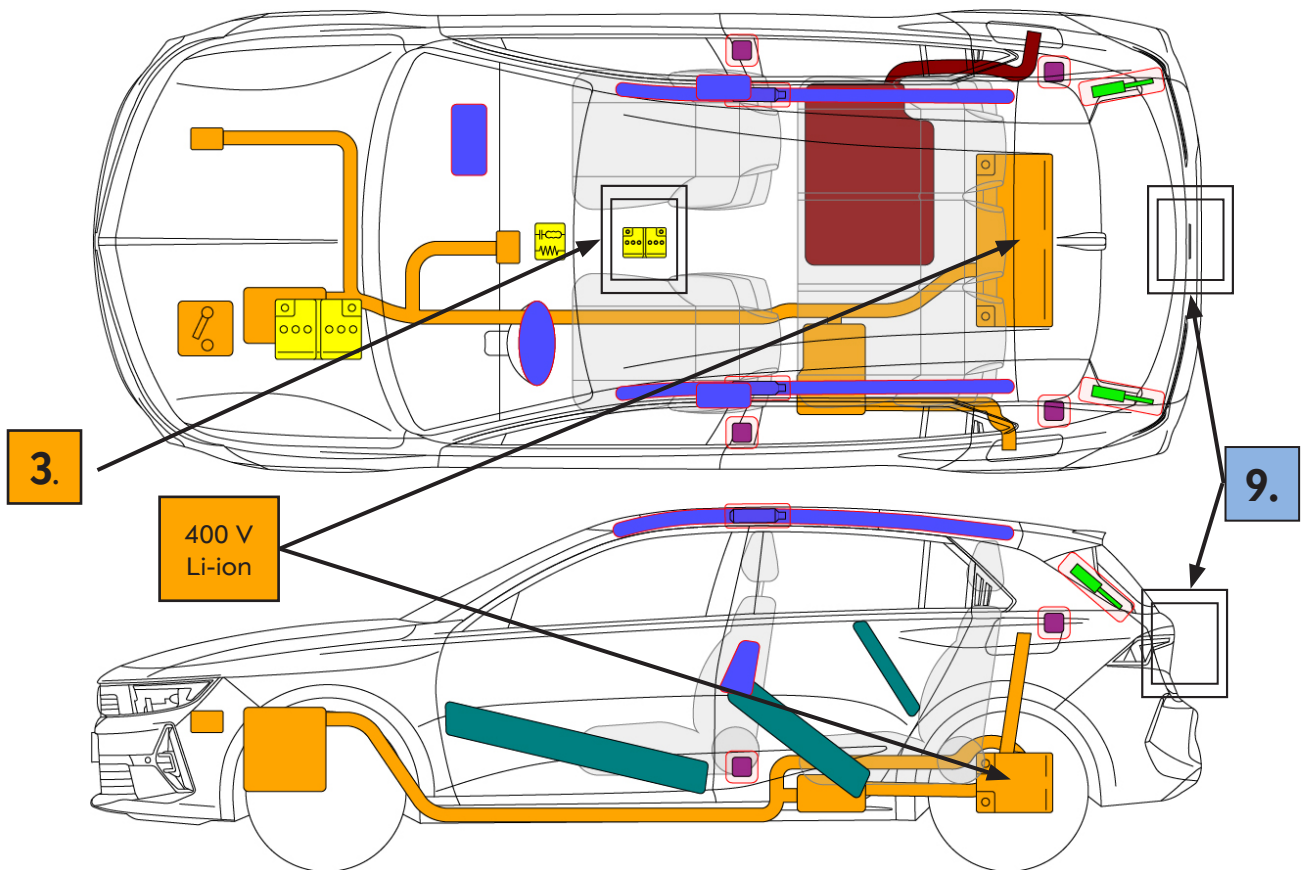


Opel Astra-L Hybrid  
5dr Hatchback  
(2021 -)



Airbag	Stored gas inflator	Seat belt pretensioner	Gas strut/preloaded spring	SRS control unit
Battery low voltage	Battery pack, high-voltage	High voltage power cable	Low voltage device that disconnects high voltage	High strength zone
Zone requiring special attention	Fuel tank content gasoline/ethanol	Fuel tank		

# Opel Astra-L Hybrid 5dr Hatchback (2021 -) Additional Pages

## 1. Identification / recognition



LACK OF ENGINE NOISE DOES NOT MEAN VEHICLE IS OFF. SILENT MOVEMENT OR INSTANT RESTART CAPABILITY EXISTS UNTIL VEHICLE IS SHUT DOWN.

Brand logo



Charge port




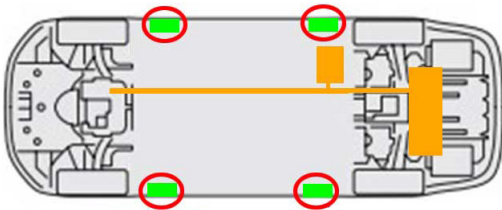
Model name





## 2. Immobilization / stabilization / lifting

### Lifting points:

1. Block wheels, apply parking brake and push the P (park) button to select the P (park) position
2. Set parking brake by pulling the parking brake switch (P)



### Lifting points:

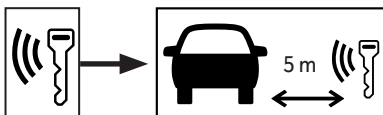
-  Appropriate lifting points
-  High voltage battery

## 3. Disable direct hazards / Safety regulations



In case of a collision with seat belt pretensioner activation / airbag deployment, the high voltage system will be disabled automatically. The restraint systems are still active.

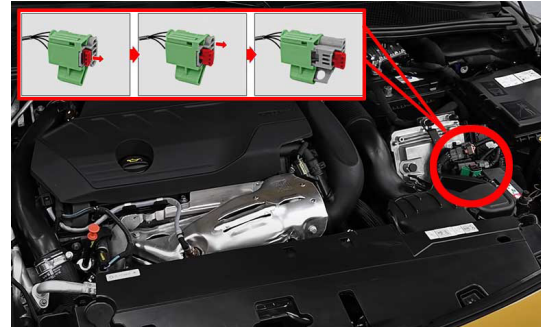
1. If the "Ready" indicator in the instrument cluster is illuminated press the Start/Stop button once. Then the high voltage system is disabled



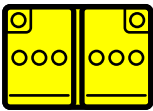
Then, remove the electronic key and keep at least 16 ft. (5 m) away from the vehicle

# Opel Astra-L Hybrid 5dr Hatchback (2021 -) Additional Pages

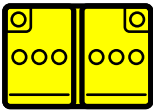
## 2. Deactivation of high voltage system in engine compartment



## 3. Disconnect 12 Volt battery



## 4. Disconnect 12 Volt auxiliary battery



### Safety instructions:

Never touch, cut, or open any orange high voltage power cable or high voltage component!

## 4. Acces to the occupants

### Seat adjustment



### Steering column adjustment










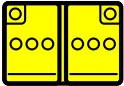










### Glass types

- A. Laminated glass
- B. Tempered glass



# Opel Astra-L Hybrid 5dr Hatchback (2021 -) Additional Pages

## 5. Stored energy / Liquids / Gases / Solids

	400V	     
	12V	 
	R-1234yf 395-445 g	   
	42L	 



When conventional coolant leaks (check reservoir) from the high voltage (HV) battery cooling system, HV-battery can become unstable with risk of thermal runaway. An increasing HV-battery temperature might be an indicator of thermal runaway.



## 6. In case of fire



Large amounts of pure water



**POTENTIAL RISK OF HV-BATTERY FIRE RE-IGNITION / DELAYED FIRE!**



Responders should always protect themselves with Personal Protective Equipment (PPE), including a Self-Contained Breathing Apparatus (SCBA), and take appropriate measures to protect civilians downwind from the incident.

## 7. In case of submersion

- There is no increased risk of electric shock in water resulting from the high voltage system
- If possible, remove the vehicle from the water and continue with the deactivation procedure for this vehicle (see chapter 3)
- Contact your dealer / manufacturer.

## 8. Towing / transportation / storage

Location front hook



Location rear hook



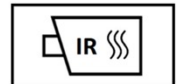
## Opel Astra-L Hybrid 5dr Hatchback (2021 -) Additional Pages

### Towing



**STORE VEHICLE IN AN OPEN-AIR PARKING AT A SAFE DISTANCE  $\geq$  5M FROM OTHER AROUND OBJECTS OR VEHICLES!**

**POTENTIAL RISK OF HV-BATTERY FIRE RE-IGNITION / DELAYED FIRE!**



### 9. Important additional information

#### Location of trunk release touchpad



### 10. Explanation of pictograms used

	Remove smart key		Hybrid Electric Vehicle on fuel of liquid group 2
	Warning high voltage		Flammable
	Caution		Hazardous to the human health
	Warning; low temperature		Acute toxicity
	Air-conditioning component		Explosive
	Use water to extinguish the fire		Corrosives
	Use thermal infrared camera		Bonnet